

香港交易及結算所有限公司及香港聯合交易所有限公司對本公告的內容概不負責，對其準確性或完整性亦不發表任何聲明，並明確表示，概不對因本公告全部或任何部分內容而產生或因依賴該等內容而引致的任何損失承擔任何責任。

FGG

福萊特玻璃集團股份有限公司

Flat Glass Group Co., Ltd.

(於中華人民共和國註冊成立的股份有限公司)

(股份代號：6865)

海外監管公告

本公告乃由福萊特玻璃集團股份有限公司(「本公司」)根據香港聯合交易所有限公司證券上市規則第13.10B條作出。

以下為本公司於上海證券交易所網站刊登之《關於福萊特玻璃集團股份有限公司2022年度非公開發行A股股票申請文件一次反饋意見的回覆(修訂稿)》，僅供參閱。

承董事會命

福萊特玻璃集團股份有限公司

董事長

阮洪良

中國浙江省嘉興市，二零二二年九月三十日

在本公告之日，本公司的執行董事為阮洪良先生、姜瑾華女士、魏葉忠先生、沈其甫先生，而本公司的獨立非執行董事為徐攀女士、華富蘭女士和吳幼娟女士。



2022

A

2022

A

2022 8 23

221861

"

"

"

"

"

"

"

"

"

"

"

"

"

"

"

"

A

"

"

"

"

1

2

3

| | | |
|---|------|------|
| 1 | | 195 |
| | 150 | |
| 2 | | 5 |
| | | 8 |
| 3 | 2019 | 4 |
| 6 | 2021 | 38 |
| | 3 | |
| | 1 | 2 |
| | | 15 |
| 4 | | |
| | | 25 |
| 5 | | |
| 1 | | |
| | 2 | |
| | | 3 |
| | | 4 |
| | | 5 |
| | 6 | 2019 |
| 7 | | |
| 8 | | 29 |

| | | | | | |
|----|---|------------|---|---|----------|
| 6 | | 2022 | | | |
| | | 100% | | | 100% |
| | | 334,394.76 | | | 1 |
| | | 2 | | | |
| | 3 | | | 4 | 5 |
| | | | | |65 |
| 7 | | | | | |
| | 1 | | | | |
| | | | | 2 | |
| | 3 | | | | |
| | | | | 4 | |
| | | | | |87 |
| 8 | | | | | |
| | | | | |96 |
| 9 | | | | | 2021 |
| | | | 1 | | |
| | | | | | |
| | | 2021 | | | 2 |
| | | | | | |
| | | | | | 100 |
| 10 | | | | | |
| | | | | |115 |
| 11 | | | | | |
| | 1 | | | | |
| | | | 2 | | |

.....118

12

.....139

1

"

195

" "

150

"

"

195

"

"

150

"

"

75

"

"

1,500

"

"

75

"

| | | | 2021 | | 2020 |
|--------------|-------------------|-------------------|-------------------|-------------|-------------------|
| | 195 | 150 | 75 | 1,500 | 75 |
| | 1.6mm/2.0mm/3.2mm | 1.6mm/2.0mm/3.2mm | 2.0mm/3.2mm | 3.2mm/4.0mm | 2.0mm/3.2mm |
| | | | | | |
| | 166mm/182mm/210mm | 166mm/182mm/210mm | 166mm/182mm/210mm | 166mm/182mm | 166mm/182mm/210mm |
| 380nm-1100nm | | | | | |
| 380nm-1100nm | | | | 94.1% | |
| | 15-22um | 15-22um | 15-30um | 15-30um | 15-30um |
| | 1200t/d | 1200t/d | 1200t/d | 600t/d | 1200t/d |

- 9 9 8 7 9

H A

600 / 1,000

/

1,200 /

/

1

2

/

2

1

2015 8

70071980

71.40%

70071980

12.80%

67.10% 17.10%

2020 7 23

5

71.40% 12.80%

67.10% 17.10%

2

2016 6 23

Ministry of Commerce & Industry

2017 6 20

2020 3 26 2020 12 31 2021 10 12
 2022 12 31

| | 2022 1-6 | 2021 | 2020 | 2019 |
|--|------------------|------------------|------------------|------------------|
| | 1,593.26 | 1,049.82 | 40.50 | 7.53 |
| | 13,805.98 | 21,318.01 | 2,376.94 | 8,663.85 |
| | 11,197.97 | 23,329.59 | 11,155.43 | 15,300.30 |
| | 26,597.21 | 45,697.42 | 13,572.86 | 23,971.68 |
| | 730,449.13 | 871,322.81 | 626,041.78 | 480,680.40 |
| | 3.64% | 5.24% | 2.17% | 4.99% |

1

2 2022 8 17

3

301

2022 12 31

25%

1

“ ”
2017 2020

2

3

30.93% 28.89% 26.72% 19.28%

| | 2022 | 1-6 | 2021 | 2020 | 2019 |
|--|-------------|------------|-------------|-------------|-------------|
| | -2,249.24 | | -357.13 | 7,535.05 | 352.70 |
| | 730,449.13 | | 871,322.81 | 626,041.78 | 480,680.40 |
| | 0.31% | | 0.04% | 1.20% | 0.07% |
| | 100,274.79 | | 211,991.93 | 162,878.38 | 71,724.37 |

4

1

1

2

3

<https://www.safe.gov.cn>

4

5

6

2

1

2

1

2

<http://www.mofcom.gov.cn>
<http://gpj.mofcom.gov.cn>

3

European Commission

Trade Commission

<http://trade.ec.europa.eu/tdi/notices.cfm>

4

International Trade Administration

<https://www.trade.gov>

5

<https://hts.usitc.gov/>

6

<https://www.dgtr.gov.in/>

7

<https://www.safe.gov.cn>

8

1

2

3

2019 4

6

2021

3

38

1

2

| | | | | | | |
|---|--|---------------|--|------------|--|---|
| | | | | | | |
| 1 | | [2019] 053 | | 2019-05-23 | | 6 |

| | | | | | | |
|---|--|--------------|--|------------|--------|------|
| | | | | | | |
| 2 | | [2021] 11 | | 2021-04-09 | | 38 |
| 3 | | [2019] 1 | | 2019-09-10 | X 1 | 1.2 |
| 4 | | [2019]0021 | | 2019-11-12 | | 0.11 |

" "

1

2

3

"

"

"

"

1

1 2019

2019

2 2021

2021

2021

1 2019 9

2019 9

X

1

1,069,984.63

12,000

2019 9

"

5% 20%

"

1.12%

5%-20%

"

"

[2020]16

"

2017 2

24

3412961557

2017 7 13

2020 7 13

1.31

"

2 2019 11

2019 11

10,848.76

1,100

2019 11

"

10%

50%

"

1,100

1,048,919.73

0.10%

"

"

[2020]16

"

2017 2

24

3412961557

2017 7 13

2020 7 13

1.31

"

2

3

4

5

2019

1

2

3

4

5

1

2

2020

2021

2019

S00132

20 S00142

21

22 S00089

2019 12 31 2020 12 31 2021 12

31

1

1

2

3

4

5

6

7

2

1

2

1

2

3

4

5

6

7

8

9

10

<http://credit.customs.gov.cn>

1

2

3

4

39

36

1

2

2

| | | | | | | M² | |
|---|-----------------|--|------|--|--|----------------------|--------------------------|
| 1 | 2020 0046951 | | 2002 | | | 245.99 | 2009-09-15 2049-09-14 |
| 2 | 2020 0046959 | | 2102 | | | 245.99 | 2009-09-15 2049-09-14 |

2102

1

1

2

3

<http://www.gsxt.gov.cn>

<http://jsj.jiaxing.gov.cn>

4

5

2

1

2

3

4

1

2

<http://www.gsxt.gov.cn>

<http://jsj.jiaxing.gov.cn>

<https://zjw.sh.gov.cn>

<http://zfcxjsj.chuzhou.gov.cn>

3

4

5

6

1

2

3

4

5

1

2

3

4

5

6 2019

7

8

A

600,000

| | | | | |
|---|-----|-----|-------------------|-------------------|
| | | | | |
| 1 | 195 | 75 | 434,933.56 | 193,000.00 |
| | | 120 | | |
| 2 | 150 | | 375,296.00 | 227,000.00 |
| 3 | | | 180,000.00 | 180,000.00 |
| | | | 990,229.56 | 600,000.00 |

" 150

"

| | | | | |
|---|-------|------------|----------|-------------------|
| | | | () | |
| 1 | + | 598,536.92 | 0.19 | 110,729.33 |
| 2 | | | | 10,473.00 |
| 1 | | 1 | 900.00 | 900.00 |
| 2 | | 1 | 500.00 | 500.00 |
| 3 | / / / | 1 | 9,073.00 | 9,073.00 |
| | | | | 121,202.33 |

2

249,858.85

| | | | | |
|----|------------------|---|-----------|-----------|
| | | / | () | |
| 1 | 1*1200t/d | 1 | 505.21 | 505.21 |
| 2 | 1*1200t/d | 5 | 12,008.45 | 60,042.25 |
| 3 | 1*1200t/d | 5 | 2,201.85 | 11,009.24 |
| 4 | 1*1200t/d | 5 | 67.70 | 338.51 |
| 5 | 1*1200t/d | 5 | 83.66 | 418.31 |
| 6 | 1*1200t/d | 5 | 1,793.22 | 8,966.08 |
| 7 | 1*1200t/d DCS | 5 | 426.02 | 2,130.11 |
| 8 | 1*1200t/d | 1 | 8,100.85 | 8,100.85 |
| 9 | 1*1200t/d | 5 | 2,700.75 | 13,503.75 |
| 10 | 1*1200t/d | 1 | 2,508.13 | 2,508.13 |
| 11 | 1*1200t/d | 5 | 97.10 | 485.50 |
| 12 | 1*1200t/d | 5 | 451.09 | 2,255.44 |
| 13 | 1*1200t/d | 5 | 450.00 | 2,250.00 |
| 14 | 1*1200t/d | 1 | 319.14 | 319.14 |

| | | / | () | |
|----|------------------|---|----------|----------|
| 15 | 1*1200t/d | 5 | 225.00 | 1,125.00 |
| 16 | 1*1200t/d UPS | 5 | 110.62 | 553.08 |
| 17 | 1*1200t/d | 5 | 184.36 | 921.80 |
| 18 | 1*1200t/d | 5 | 86.16 | 430.78 |
| 19 | 1*1200t/d | 5 | 169.91 | 849.56 |
| 20 | 1*1200t/d | 1 | 872.94 | 872.94 |
| 21 | 1*1200t/d | 1 | 368.21 | 368.21 |
| 22 | 1*1200t/d | 1 | 1,500.00 | 1,500.00 |
| 23 | 1*1200t/d | 5 | 272.51 | 1,362.57 |
| 24 | 1*1200t/d | 5 | 108.10 | 540.49 |
| 25 | 1*1200t/d | 1 | 67.15 | 67.15 |
| 26 | 1*1200t/d | 5 | 1,508.55 | 7,542.76 |
| 27 | 1*1200t/d | 5 | 130.70 | 653.51 |
| 28 | 1*1200t/d | 5 | 125.49 | 627.45 |
| 29 | 1*1200t/d | 5 | 119.55 | 597.76 |
| 30 | 1*1200t/d | 5 | 1,605.91 | 8,029.53 |
| 31 | 1*1200t/d | 5 | 150.05 | 750.24 |
| 32 | 1*1200t/d | 1 | 836.63 | 836.63 |
| 33 | 1*1200t/d | 5 | 187.50 | 937.50 |
| 34 | 1*1200t/d | 5 | 345.94 | 1,729.69 |
| 35 | 1*1200t/d | 5 | 1,509.42 | 7,547.10 |
| 36 | 1*1200t/d | 5 | 8.16 | 40.80 |
| 37 | 1*1200t/d | 5 | 180.38 | 901.89 |

| | | / | () | |
|----|------------------|---|--------|----------|
| 38 | 1*1200t/d MCC | 5 | 331.36 | 1,656.79 |
| 39 | 1*1200t/d MCC | 5 | 188.56 | 942.81 |
| 40 | 1*1200t/d | 5 | | |

| | | / | () | |
|----|---|---|--------|-------------------|
| 62 | 6 | 5 | 193.85 | 969.25 |
| 63 | 6 | 5 | 15.84 | 79.21 |
| 64 | 6 | 5 | 470.14 | 2,350.69 |
| 65 | 6 | 5 | 64.87 | 324.34 |
| 66 | 6 | 5 | 279.16 | 1,395.82 |
| 67 | 6 | 5 | 268.51 | 1,342.54 |
| 68 | 6 | 5 | 401.73 | 2,008.63 |
| 69 | 6 | 5 | 14.33 | 71.63 |
| 70 | 6 | 5 | 745.17 | 3,725.83 |
| 71 | 6 | 5 | 342.49 | 1,712.44 |
| 72 | | 1 | 438.75 | 438.75 |
| | | | | 249,858.85 |

3

18,553.06

4

2021 2020

45,319.32

3

434,933.56

371,061.18

193,000.00

63,872.38

150

375,296.00

150

4

1,200 /

3

1,200 /

253,104.16

227,000.00

1

1,200 /

122,191.84

1

253,104.16

72,639.57

154,717.25

11,367.84

14,379.51

227,000.00

| | | | |
|---|--|-------------------|----------------|
| | | | |
| | | 238,724.65 | 94.32% |
| 1 | | 72,639.57 | 28.70% |
| 3 | | 154,717.25 | 61.13% |
| 5 | | 11,367.84 | 4.49% |
| | | 14,379.51 | 5.68% |
| | | 253,104.16 | 100.00% |

2

1

72,639.57

| | | | | |
|---|---|---------|------|------------------|
| | | | () | |
| 1 | + | 392,646 | 0.19 | 72,639.57 |
| | | | | 72,639.57 |

2

154,717.25

| | | / | () | |
|----|------------------|---|-----------|-----------|
| 1 | 4*1200T/D | 1 | 500.00 | 500.00 |
| 2 | 1*1200t/d | 3 | 11,233.51 | 33,700.53 |
| 3 | 1*1200t/d | 3 | 2,031.11 | 6,093.32 |
| 4 | 1*1200t/d | 3 | 50.41 | 151.23 |
| 5 | 1*1200t/d | 3 | 58.31 | 174.92 |
| 6 | 1*1200t/d | 3 | 1,751.81 | 5,255.43 |
| 7 | 1*1200t/d DCS | 3 | 343.06 | 1,029.19 |
| 8 | 4*1200t/d | 1 | 7,864.08 | 7,864.08 |
| 9 | 1*1200t/d | 3 | 2,591.18 | 7,773.54 |
| 10 | 4*1200t/d | 1 | 2,100.00 | 2,100.00 |
| 11 | 1*1200t/d | 3 | 80.00 | 240.00 |
| 12 | 1*1200t/d | 3 | 393.93 | 1,181.79 |
| 13 | 1*1200t/d | 3 | 438.00 | 1,314.00 |
| 14 | 4*1200t/d | 1 | 205.00 | 205.00 |
| 15 | 1*1200t/d | 3 | 204.00 | 612.00 |
| 16 | 1*1200t/d UPS | 3 | 100.04 | 300.12 |

| | | / | () | |
|----|-----------|---|--------|--------|
| 17 | 1*1200t/d | 3 | 151.73 | 455.20 |
| 18 | 1*1200t/d | 3 | 80.60 | 241.81 |
| 19 | 1*1200t/d | 3 | 146.71 | 440.13 |
| 20 | 4*1200t/d | 1 | 750.00 | 750.00 |
| 21 | 4*1200t/d | 1 | 290.00 | 290.00 |

1*1200t/d

22

"

| | | / | () | |
|----|------------------|---|----------|----------|
| 38 | 1*1200t/d MCC | 3 | 166.10 | 498.31 |
| 39 | 1*1200t/d | 3 | 30.20 | 90.59 |
| 40 | 1*1200t/d | 3 | 30.06 | 90.19 |
| 41 | 1*1200t/d | 3 | 48.00 | 144.00 |
| 42 | 1*1200t/d | 3 | 521.73 | 1,565.19 |
| 43 | 1*1200t/d | 3 | 60.00 | 180.00 |
| 44 | 1*1200t/d | 3 | 882.11 | 2,646.32 |
| 45 | 6 | 3 | 1,946.03 | 5,838.08 |
| 46 | 6 | 3 | 1,276.05 | 3,828.16 |
| 47 | 6 | 3 | 638.13 | 1,914.38 |
| 48 | 6 | 3 | 665.13 | 1,995.39 |
| 49 | 6 | 3 | 1,054.13 | 3,162.38 |
| 50 | 6 | 3 | 962.35 | 2,887.04 |
| 51 | 6 | | | |

| | | / | () | |
|----|------------|---|----------|-------------------|
| 65 | 6 | 3 | 279.16 | 837.49 |
| 66 | 6 | 3 | 268.51 | 805.52 |
| 67 | 6 | 3 | 401.73 | 1,205.18 |
| 68 | 6 | 3 | 14.33 | 42.98 |
| 69 | 6 | 3 | 745.17 | 2,235.50 |
| 70 | 6 | 3 | 342.49 | 1,027.46 |
| 71 | | 1 | 438.75 | 438.75 |
| 72 | LNG 2000 | 1 | 3,500.00 | 3,500.00 |
| 73 | | 1 | 450.00 | 450.00 |
| 74 | | 1 | 635.00 | 635.00 |
| 75 | | 1 | 1,500.00 | 1,500.00 |
| 76 | 110KV 10kv | 1 | 530.00 | 530.00 |
| | | | | 154,717.25 |

3

11,367.84

4

2021 2020

14,379.51

3

253,104.16

227,356.82

227,000.00

25,747.35

180,000.00

1

2021

2022

2024

2022 -2024

$$41.68\% \times \frac{2021}{2022} \times \frac{871,322.81}{2024} = \frac{2021}{2022} \times \frac{2024}{2021}$$

| | | | | | | 2024 |
|--|-------------|---|--------------|--------------|--------------|--------------|
| | 2021 | | 2022 | 2023 | 2024 | D-A |
| | A | | B | C | D | |
| | 871,322.81 | - | 1,234,483.18 | 1,749,005.89 | 2,477,977.55 | 1,606,654.74 |

" 5" "

" " "

195

1

2 1,200 /

3

2

18

| | | | | T0 | T1 |
|----------|--|-------------------|----------------|-------------------|-------------------|
| 1 | | 389,614.24 | 89.58% | 214,713.05 | 174,901.20 |
| 1.1 | | 121,202.33 | 27.87% | 121,202.33 | - |
| 1.2 | | 249,858.85 | 57.45% | 74,957.66 | 174,901.20 |
| 1.3 | | 18,553.06 | 4.27% | 18,553.06 | - |
| 2 | | 45,319.32 | 10.42% | - | 45,319.32 |
| 3 | | 434,933.56 | 100.00% | 214,713.05 | 220,220.51 |

| / | T+18 | | | | | | | | | | | | | | | | | |
|---|------|---|---|---|---|---|---|---|---|----|----|----|----|----|----|----|----|----|
| | 1 | 2 | 3 | 4 | 5 | 6 | 7 | 8 | 9 | 10 | 11 | 12 | 13 | 14 | 15 | 16 | 17 | 18 |
| | | | | | | | | | | | | | | | | | | |
| | | | | | | | | | | | | | | | | | | |
| | | | | | | | | | | | | | | | | | | |
| | | | | | | | | | | | | | | | | | | |

| | | | | | | | | | | | | | | | | | | |
|---|------|---|---|---|---|---|---|---|---|----|----|----|----|----|----|----|----|----|
| / | T+18 | | | | | | | | | | | | | | | | | |
| | 1 | 2 | 3 | 4 | 5 | 6 | 7 | 8 | 9 | 10 | 11 | 12 | 13 | 14 | 15 | 16 | 17 | 18 |
| | | | | | | | | | | | | | | | | | | |

3

2022 6 1

174,959.94

371,061.18

196,101.24

193,000.00

150

1

2

18

| | | | | T0 | T1 |
|----------|--|-------------------|----------------|-------------------|-------------------|
| 1 | | 238,724.65 | 94.32% | 130,422.58 | 108,302.07 |
| 1.1 | | 72,639.57 | 28.70% | 72,639.57 | - |
| 1.2 | | 154,717.25 | 61.13% | 46,415.17 | 108,302.07 |
| 1.3 | | 11,367.84 | 4.49% | 11,367.84 | - |
| 2 | | 14,379.51 | 5.68% | - | 14,379.51 |
| 3 | | 253,104.16 | 100.00% | 130,422.58 | 122,681.58 |

| | | | | | | | | | | | | | | | |
|---|------|---|---|---|---|---|---|---|---|----|----|----|----|----|----|
| / | T+18 | | | | | | | | | | | | | | |
| | 1 | 2 | 3 | 4 | 5 | 6 | 7 | 8 | 9 | 10 | 11 | 12 | 13 | 14 | 15 |

| / | T+18 | | | | | | | | | | | | | | | | | |
|---|------|---|---|---|---|---|---|---|---|----|----|----|----|----|----|----|----|----|
| | 1 | 2 | 3 | 4 | 5 | 6 | 7 | 8 | 9 | 10 | 11 | 12 | 13 | 14 | 15 | 16 | 17 | 18 |
| | ■ | ■ | ■ | ■ | | | | | | | | | | | | | | |
| | | ■ | ■ | ■ | ■ | ■ | ■ | ■ | ■ | ■ | ■ | ■ | | | | | | |
| | | | | | | | | | ■ | ■ | ■ | ■ | ■ | ■ | | | | |
| | | | | | | | | | | | | | ■ | ■ | ■ | ■ | ■ | ■ |
| | | | | | | | | | | | | | | | ■ | ■ | ■ | ■ |

3

2022 6 1

310.52

227,356.82

227,046.30

227,000.00

" 195

"

" 150

" " 195

"

5 1,200 /

" 150

"

3 1,200 /

" 1"

1

IRENA 2030
2,840GW

Market Research 2028 Zion
520
33.46%

2

" "

3

/

182mm

210mm

182mm

210mm

2022

75%

/

4

| | 2022 1-6 | 2021 | 2020 | 2019 |
|--|-----------------|-------------|-------------|-------------|
| | 85.33% | 85.26% | 85.08% | 81.87% |
| | 90.46% | 90.15% | 90.72% | 86.37% |
| | 107.96% | 89.33% | 98.60% | 100.16% |

1

24

81%-86%

" " " "

2

100.16% 98.60% 89.33%

107.96%

2021

2022 1-6

108%

2022

1

210-260GW
25TW

ITRPV

2050

70GW

90GW

2

2.0mm

3.2mm

25%

2030

60%

3

50%

1

2022 8 31

1.4

3

2

1

2019 7

1 2021 12 31

1.62

42.5

6,464

2021 2

2021

2,786

2022 -2023

46GW

3.15

117

| | | | | | | | |
|---|------|----|----|------|--|------|-------|
| 2 | | | | | | 2021 | 1 |
| 1 | 2023 | 12 | 31 | 3.38 | | | 89.08 |

| | | | | | | | |
|---|------|----|----|------|--|------|--------|
| 3 | | | | | | 2021 | 1 |
| 1 | 2023 | 12 | 31 | 2.34 | | | 141.96 |

| | | | | | | | | |
|------|---|----|------|------|--|------|---|------|
| 4 | | | | | | 2021 | 8 | 1 |
| 2024 | 7 | 31 | 2021 | 0.18 | | 2022 | | 2024 |

195

1

| | | |
|---|------------|---------|
| | 434,933.56 | 195 |
| 5 | | 1,200 / |

17.04%

18

6.56

492,809.30

57,813.68

| | T1 | T2 | T3 | | T10 |
|--|------------|------------|------------|--|------------|
| | 246,404.65 | 492,809.30 | 492,809.30 | | 492,809.30 |
| | 196,568.00 | 380,296.02 | 380,296.02 | | 361,212.88 |
| | 49,836.65 | 112,513.28 | 112,513.28 | | 131,596.42 |
| | - | 4,042.59 | 5,795.25 | | 5,795.25 |
| | 6,427.83 | 12,855.66 | 12,855.66 | | 12,855.66 |
| | 3,696.07 | 7,392.14 | 7,392.14 | | 7,392.14 |
| | 11,073.73 | 22,147.46 | 22,147.46 | | 22,147.46 |
| | 28,639.03 | 66,075.44 | 64,322.78 | | 83,405.92 |
| | 4,295.85 | 9,911.32 | 9,648.42 | | 12,510.89 |
| | 24,343.17 | 56,164.12 | 54,674.36 | | 70,895.03 |
| | 20.23% | 22.83% | 22.83% | | 26.70% |
| | 9.88% | 11.40% | 11.09% | | 14.39% |

1

T0-T1

T1

50% T2

100%

19,888.38

2020 G#0 (& G G#0)

| | | T0 | T1 | T2 | T3 | | T10 |
|---|---|-----------|-------------------|-------------------|-------------------|-------|-------------------|
| | | - | 246,404.65 | 492,809.30 | 492,809.30 | | 492,809.30 |
| 1 | / | 24.78 | 24.78 | 24.78 | 24.78 | | 24.78 |
| 2 | | - | 9,944.19 | 19,888.38 | 19,888.38 | | 19,888.38 |

| | |
|--|-------|
| | 24.78 |
|--|-------|

2

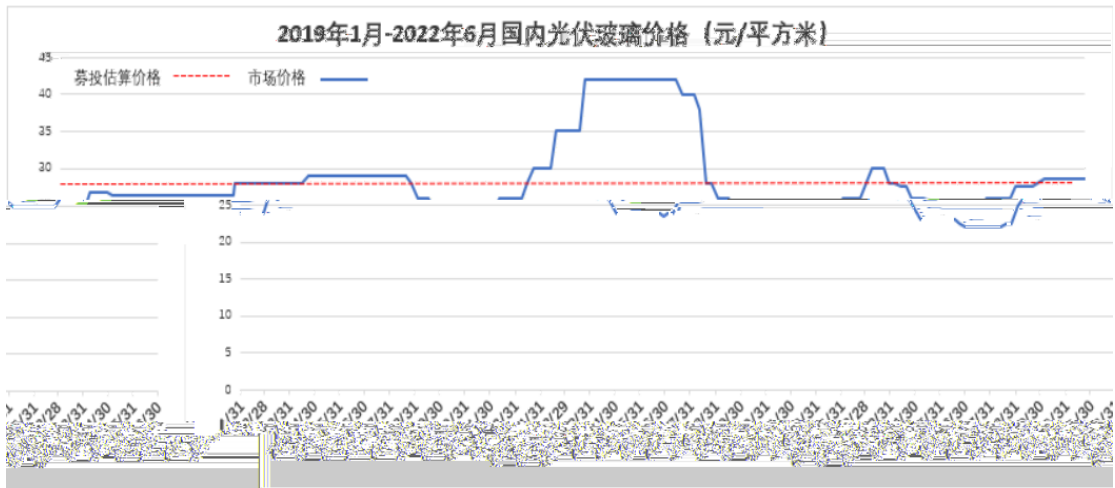
2019

2020

2020

2021 3

2022



2021

28.55 /

2022 6

28.5 /

28.00 /

2

1

2

4.49%

1.50%

2.61%

3 10 5%

8 5% 50

4

3

| | | | |
|----------|---------------|---------------|---------------|
| | | | |
| 2022 1-6 | 23.02% | 26.30% | 26.71% |
| 2021 | 35.70% | 39.85% | 41.10% |
| 2020 | 44.91% | 49.41% | 49.04% |
| 2019 | 32.87% | 32.87% | 32.12% |
| | 34.13% | 37.11% | 37.24% |

| | | | |
|--|--------|--------|-----|
| | 23.54% | 27.05% | N/A |
|--|--------|--------|-----|

150

1

253,104.16 150
3 1,200 /
16.74% 18 6.62
295,685.58

34,588.03

| | T1 | T2 | T3 | | T10 |
|--|------------|------------|------------|-------|------------|
| | 147,842.79 | 295,685.58 | 295,685.58 | | 295,685.58 |
| | 118,008.83 | 228,227.55 | 228,227.55 | | 217,187.82 |
| | 29,833.96 | 67,458.03 | 67,458.03 | | 78,497.76 |
| | - | 2,360.07 | 3,477.15 | | 3,477.15 |
| | 3,856.70 | 7,713.40 | 7,713.40 | | 7,713.40 |
| | 2,217.64 | 4,435.28 | 4,435.28 | | 4,435.28 |
| | 6,644.24 | 13,288.47 | 13,288.47 | | 13,288.47 |
| | 17,115.38 | 39,660.80 | 38,543.73 | | 49,583.46 |
| | 2,567.31 | 5,949.12 | 5,781.56 | | 7,437.52 |
| | 14,548.08 | 33,711.68 | 32,762.17 | | 42,145.94 |
| | 20.18% | 22.81% | 22.81% | | 26.55% |
| | 9.84% | 11.40% | 11.08% | | 14.25% |

1

| | | | | |
|------|------------|----|-----|----|
| | T0-T1 | T1 | 50% | T2 |
| 100% | 295,685.58 | | | |

24.78 /

28.00 /

1 "

" "

195

" " 2

"

2

1

2

1.50%

4.49%

2.61%

3

10

5%

8

5%

50

4

3

| | | | |
|----------|--------|--------|--------|
| | | | |
| 2022 1-6 | 23.02% | 26.30% | 26.71% |
| 2021 | 35.70% | 39.85% | 41.10% |
| 2020 | 44.91% | 49.41% | 49.04% |
| 2019 | 32.87% | 32.87% | 32.12% |

| | | | |
|--|---------------|---------------|---------------|
| | 34.13% | 37.11% | 37.24% |
| | 23.50% | 27.01% | N/A |

2019

| | | | | |
|--|--|--|--|--|
| | | | | |
| | | | | |
| | | | | |
| | | | | |
| | | | | |

A

1

| | | | | | |
|------------|------------|----------|------------|------------|-----------|
| | | " | 90 | | " |
| 2018 | 12 | | | | |
| | 2 | | | | |
| | | " | 90 | | " |
| 191,037.15 | | | | | |
| | | | | 70% | |
| | | | | 70% | 2019 |
| | | | | 133,726.00 | 2019 |
| | 165,004.90 | | | | |
| 2020 | | | 197,098.37 | | |
| 2021 | | | 191,079.08 | | |
| 2022 | | | | /2 | 95,518.58 |
| 2022 | | | 99,052.82 | | |
| | | A | | | |
| | 1 | | | | |
| | | " | 75 | | " |
| 2 | 2021 | | | | |
| | 2 | | | | |
| | | " | 75 | | " |
| 181,381.98 | | | | | |
| 2021 | | | | | |
| | 68,018.24 | 2021 | | 114,938.45 | |

| | | | | |
|----------|-------|------------|------|-----------|
| 2022 | | | /2 | 90,690.99 |
| 2022 | | 115,419.50 | | |
| | | A | | |
| 1 | | | | |
| | | " | 75 | " |
| " | 4,200 | | " | 75 |
| | 2 | 2022 | | " |
| | | " | 2022 | 4,200 |

2

" 75

181,381.98

2022

60,460.66 2022 79,125.01

| | | | | |
|----------|---|----------|------|------|
| | | A | | |
| 1 | | | | |
| | | " | 75 | |
| " | " | 1,500 | | " |
| | | " | " | 75 |
| " | 2 | 2022 | | " |
| 1,500 | | | " | 2022 |
| | | 2022 | 6 30 | " |

2

| | | | | |
|-------|------------|---|-----------|-----------|
| " | 75 | " | | |
| | 161,923.06 | | | |
| | | | 50% | |
| | | | 50% | 2022 |
| | | | 80,961.53 | 2022 |
| | | | | 16,866.99 |
| | | | | 2022 |
| | | | 49,406.27 | |
| " | 1,500 | " | | |
| 1,500 | | | | |
| | | | | 18,798 |
| " | " | | | |
| | | " | 90 | " |
| | | | | 2019 |
| 75 | | " | | " |
| | | " | 75 | " |
| 4,200 | | " | | " |
| | | | 2021 | " |
| | | | " | 75 |
| | | | " | " |
| | | | | 1,500 |
| | | " | | |
| | | " | 195 | " |
| " | 150 | " | | " |
| 8 | | | 1,200 | / |

" 1"

"

" "

18

6

"

2020 12

31

21 00008

2021 1 7

2022 6 1

2021 1 7

6

1

1

2

3

4

5

6

2

1

2

"

"

5

6 2019

7

8

150 195
2022 A

150 195

6 2022 100%

100%

334,394.76

1

2

3

4

5

1

"

"

"

"

IEA

2030

1,721GW

2050

4,670GW

Global Industry Analysts

2020

76

2027

447

28.8%

2

- 7
1,800

3

100%

100%

" "

" " " " "

2022 1

2021

2021 12 31

+ 1,648.00

111

2021

2021 12 31

+ 3,278.30

1

2019 2021

156.74 / 304.06 /

2

4,926.30

660 / 396 1
0.6

"

50%

"

1

| | |
|--|--------------------|
| | |
| | 91341126355177446K |
| | |
| | |
| | |

| | |
|--|-----------------------------|
| | |
| | 91341126355177446K |
| | 5,000 |
| | 2015-08-24 |
| | |
| | 2015 8 24 50% 50% |
| | 2016 10 25 50% 48.34% 1.66% |
| | 2017 9 29 50% 50% |
| | 2018 11 22 50% 50% |

2 1978 3

3411261978***** ****

3 1970 6

34232661970***** ****

334,394.76

1

[2022]24

[2022]25

2021 12 31

74,273.84

207,330.05

281,603.89

280,500.00

2

() (22) S00002

()

(22) S00001

2021 12 31

46,951.80

6,942.96

53,894.76

3

| | | | | | | |
|------|-----------|-----------|-----------|------------|--------------|--------|
| | | | | | | |
| 2020 | 57,457.64 | 4,825.55 | 62,283.19 | 334,394.76 | 1,226,580.04 | 27.26% |
| 2020 | 3,846.61 | -882.01 | 4,728.62 | 334,394.76 | 723,474.26 | 46.22% |
| 2020 | 0 | 23,013.97 | 23,013.97 | - | 626,041.78 | 3.68% |

1

2

2020

-882.01

6.1.2

2020

334,394.76

2020

50%

CMVS12100-2008

" "

2021

2

1

260.00 /

50 / 260 /

50 /

50 / 260 /

2021 11 13

2021 12 1

2021 12 17

2022 6 28

260

/

260.00 /

2

400.00 /

190 / 400 /

190 /

190 / 400 /

2021 11

2021

190 / 400 /

2022

400.00 /

3

CMVS30800-2008

=

8.02%

1

3.97%

2

+

+

0.15%-

0.65%

0.25%

1.00%-2.00%

1.35%

1.00%-1.50%

1.25%

1.00%-

2.00%

1.20%



1

15

| | | | | | | | | | |
|--|--|--|---------|------|------|------|------|------|-----------|
| | | | | | | | | | |
| | | | 2021 12 | 2022 | 2023 | 2024 | 2025 | 2026 | 2027 1-11 |
| | | | 31 | 1.00 | 2.00 | 3.00 | 4.00 | 5.00 | 5.91 |

| | | | 2021 12 31 | 2022 | 2023 | 2024 | 2025 | 2026 | 2027 1-11 |
|--|-------|------------|---------------|-----------|-----------|-----------|-----------|-----------|-----------|
| | | | | 1.00 | 2.00 | 3.00 | 4.00 | 5.00 | 5.91 |
| | 8.02% | | 1.0000 | 0.9258 | 0.8570 | 0.7934 | 0.7345 | 0.6800 | 0.6340 |
| | | 121,905.93 | -2,990.93 | 23,320.53 | 23,460.73 | 21,719.66 | 20,107.25 | 18,615.29 | 17,673.40 |
| | | 121,905.93 | | | | | | | |

2

| | | | 2021 12 31 | 2022 | 2023 | 2024 | 2025 | 2026 | 2027 | 2028 | 2029 1-2 |
|---|---|------------|---------------|-----------|-----------|-----------|-----------|-----------|-----------|-----------|-----------|
| | | | | 1.00 | 2.00 | 3.00 | 4.00 | 5.00 | 6.00 | 7.00 | 7.20 |
| | | 487,730.05 | 0.00 | 67,300.15 | 67,256.00 | 67,256.00 | 67,256.00 | 67,256.00 | 67,256.00 | 67,256.00 | 16,893.90 |
| 1 | | 484,281.87 | | 67,256.00 | 67,256.00 | 67,256.00 | 67,256.00 | 67,256.00 | 67,256.00 | 67,256.00 | 13,489.87 |
| 2 |) | 68.60 | | 27.37 | | | | | | | 41.23 |
| 3 | | 3,362.80 | | | | | | | | | 3,362.80 |
| 4 | | 16.78 | | 16.78 | | | | | | | |
| | | 183,461.21 | 473.55 | 28,433.24 | 24,925.82 | 24,925.82 | 24,925.82 | 24,925.82 | 24,925.82 | 24,925.82 | 4,999.50 |
| 1 | | 0.00 | | | | | | | | | |
| 2 | | 446.18 | 446.18 | | | | | | | | |

| | | | | | | | | | | | |
|---|-------|------------|---------|-----------|-----------|-----------|-----------|-----------|-----------|-----------|-----------|
| 3 | | 27.37 | 27.37 | | | | | | | | |
| 4 | | 145.87 | | 145.87 | | | | | | | |
| 5 | | 3,362.80 | | 3,362.80 | | | | | | | |
| 6 | | 38,335.87 | | 5,324.00 | 5,324.00 | 5,324.00 | 5,324.00 | 5,324.00 | 5,324.00 | 5,324.00 | 1,067.87 |
| 7 | | 39,935.75 | | 5,544.76 | 5,546.42 | 5,546.42 | 5,546.42 | 5,546.42 | 5,546.42 | 5,546.42 | 1,112.47 |
| 8 | | 101,207.37 | | 14,055.81 | 14,055.40 | 14,055.40 | 14,055.40 | 14,055.40 | 14,055.40 | 14,055.40 | 2,819.16 |
| | | 304,268.84 | -473.55 | 38,866.91 | 42,330.18 | 42,330.18 | 42,330.18 | 42,330.18 | 42,330.18 | 42,330.18 | 11,894.40 |
| | 8.02% | | 1.0000 | 0.9258 | 0.8570 | 0.7934 | 0.7345 | 0.6800 | 0.6295 | 0.5827 | 0.5740 |
| | | 223,387.24 | -473.55 | 35,982.99 | 36,276.96 | 33,584.76 | 31,091.52 | 28,784.52 | 26,646.85 | 24,665.80 | 6,827.39 |
| | | 223,387.24 | | | | | | | | | |

1

1

[2022]24

74,273.84

| | | | | % |
|-----|----------------|------------------|----------------|-----------|
| | A | B | C=B-A | D=C/A*100 |
| | 15,567,436.54 | 15,567,436.54 | | |
| | 556,498,116.82 | 1,233,904,353.72 | 677,406,236.90 | 121.73 |
| | 12,104,397.46 | 14,842,270.00 | 2,737,872.54 | 22.62 |
| | 544,393,719.36 | 1,219,062,083.72 | 674,668,364.36 | 123.93 |
| --- | 544,390,935.64 | 1,219,059,300.00 | 674,668,364.36 | 123.93 |
| --- | 2,783.72 | 2,783.72 | | |
| | 572,065,553.36 | 1,249,471,790.26 | 677,406,236.90 | 118.41 |
| | 506,733,371.32 | 506,733,371.32 | | |
| | 4,256,310.74 | 0.00 | -4,256,310.74 | -100.00 |
| | 510,989,682.06 | 506,733,371.32 | -4,256,310.74 | -0.83 |
| | 61,075,871.30 | 742,738,418.94 | 681,662,547.64 | 1,116.09 |

74,273.84

68,166.25

1,116.09%

2

[2022]25

207,330.05

| | | | | % |
|--|----------------|------------------|------------------|------------|
| | A | B | C=B-A | D=C/A*100 |
| | 269,928,627.78 | 269,928,627.58 | -0.20 | -0.0000001 |
| | 287,543,012.03 | 2,234,349,180.00 | 1,946,806,167.97 | 677.05 |
| | 273,762.59 | 476,780.00 | 203,017.41 | 74.16 |
| | 286,380,097.05 | 2,233,872,400.00 | 1,947,492,302.95 | 680.04 |
| | 286,380,097.05 | 2,233,872,400.00 | 1,947,492,302.95 | 680.04 |
| | 889,152.39 | 0.00 | -889,152.39 | -100.00 |
| | 557,471,639.81 | 2,504,277,807.58 | 1,946,806,167.77 | 349.22 |
| | 258,152,822.87 | 258,152,822.87 | | |
| | 175,026,109.78 | 172,824,479.03 | -2,201,630.75 | -1.26 |
| | 433,178,932.65 | 430,977,301.90 | -2,201,630.75 | -0.51 |
| | 124,292,707.16 | 2,073,300,505.68 | 1,949,007,798.52 | 1,568.08 |

207,330.05

194,900.78

1,568.08%

| | | | |
|--|--|--|--|
| | | | |
| | | | |
| | | | |
| | | | |
| | | | |
| | | | |

2

A

| | | | |
|------------|------------|------|----|
| 334,394.76 | 53,894.76 | | |
| 280,500.00 | | 2021 | 12 |
| 31 | 281,603.89 | | |
| | 20 | - | |

13

| | | | |
|------------|------------|------------|------------|
| 200,000 | | | |
| | | 334,394.76 | |
| 280,500.00 | | 53,894.76 | |
| | | | 228,405.24 |
| 52,094.76 | | | |
| 282,300.00 | 132,000.00 | | 150,300.00 |

| | | | | |
|------|---|----|---|---|
| 2022 | 2 | 28 | " | " |
|------|---|----|---|---|

1

1

2

3

4

5

6

2

1

2

3

15

-
([2022]013)
([2022]014)

[2022]24

[2022]25

2017 -2021

2022

2020

2021

7

1

6.53% 8.97% 10.96% 8.22%

| | 2022 6 30 | 2021 12 31 | 2020 12 31 | 2019 12 31 |
|--|-------------------|-------------------|-------------------|------------------|
| | 2.37 | 3.76 | 1.77 | 2.03 |
| | 324,480.17 | 210,169.31 | 114,615.43 | 47,904.78 |
| | 77,842.51 | 74,094.66 | 44,379.51 | 13,393.23 |
| | 402,325.05 | 284,267.73 | 158,996.70 | 61,300.04 |

2 —

(2022)

1 —

-

| | 2022 6 30 | 2021 12 31 | 2020 12 31 | 2019 12 31 |
|--|------------------|------------------|------------------|------------------|
| | 45,650.97 | 62,801.87 | 44,087.93 | 10,796.52 |
| | 30,000.00 | 10,000.00 | - | - |
| | 2,191.54 | 1,292.79 | 291.58 | 2,596.71 |
| | 77,842.51 | 74,094.66 | 44,379.51 | 13,393.23 |

15%~30%

100%

| | 2022 6 30 | 2021 12 31 | 2020 12 31 | 2019 12 31 |
|--|-------------------|-------------------|-------------------|-------------------|
| | 196,625.21 | 186,069.65 | 61,740.20 | 131,627.75 |
| | 409,842.89 | 227,721.30 | 153,583.18 | 99,388.02 |
| | 366,054.62 | - | 23,668.20 | - |
| | 972,522.72 | 413,790.95 | 238,991.59 | 231,015.77 |

2020

2021

1,000

2021

1,200

2022

1,200

2022 6 30 14,600 /

2019 5,400 / 170.37%

186,069.65 196,625.21

131,627.75 61,740.20

227,721.30 409,842.89 2020

2020 1.025 99,388.02 153,583.18

2020 1.8

2021

2022 13.20

1 2020 5 14,500.00 75

2020 2020 12 3 23,668.20

| | | | | | | |
|------------|------|----|--|------|------------|------|
| | | | | | 2020 | 12 |
| 23 | | | | | | |
| 2021 | 1 | 29 | | | | 2021 |
| 2 | 2022 | 5 | | | 400,000.00 | |
| 75 | | | | | 1,500 | |
| | | | | 2022 | | 6 |
| 366,054.62 | | | | | | |

| | 2022 1-6 | 2021 | 2020 | 2019 |
|---|------------|------------|------------|-----------|
| | 2,548.14 | 3,731.44 | 1,641.23 | 1,790.24 |
| | 402,325.05 | 284,267.73 | 158,996.70 | 61,300.04 |
| / | 0.63% | 1.31% | 1.03% | 2.92% |

| | 2022 1-6 | 2021 | 2020 | 2019 |
|-----|------------|------------|------------|-----------|
| | 2,548.14 | 3,731.44 | 1,641.23 | 1,790.24 |
| | 45.00 | 1,189.07 | - | - |
| () | - | 272.18 | 1,539.61 | - |
| | 2,593.14 | 5,192.69 | 3,180.84 | 1,790.24 |
| | 402,325.05 | 284,267.73 | 158,996.70 | 61,300.04 |
| / | 0.64% | 1.83% | 2.00% | 2.92% |

17

2019-2021

2022

2022 5

400,000 A

2022 5

26

397,800

" "

| | | 2022 6 30 | 2021 12 31 | 2020 12 31 | 2019 12 31 |
|--|--|----------------------|-----------------------|-----------------------|-----------------------|
| | | 402,325.05 | 284,267.73 | 158,996.70 | 61,300.04 |
| | | 972,522.72 | 413,790.95 | 238,991.59 | 231,015.77 |
| | | 41.37% | 68.70% | 66.53% | 26.54% |
| | | 700,321.70 | 745,826.70 | 929,119.40 | 222,105.50 |

1

1

2

3

4

5

2

1

2

3

4

2019 2020 2021

2022 6 30
2022

8

| | 2022 6 30 | 2021 12 31 | 2020 12 31 | 2019 12 31 |
|--|-----------|------------|------------|------------|
| | 66,187.41 | 44,797.02 | 32,573.29 | 33,856.29 |
| | 30,606.97 | 58,901.23 | 38,783.84 | - |

| | | | | |
|--|------------------|-------------------|-------------------|-------------------|
| | 2022 6 30 | 2021 12 31 | 2020 12 31 | 2019 12 31 |
| | 96,794.38 | 103,698.26 | 71,357.13 | 33,856.29 |

33,856.29

71,357.13 103,698.26 96,794.38

" 90

" 75

" " 75 "

39.48% 37.38%

34.56% 46.95%

| | | | | | |
|------------------|--|----------|--------|--|--|
| | | | | | |
| 2022 6 30 | | | | | |
| | | 9,719.50 | 10.04% | | |
| | | 8,042.43 | 8.31% | | |
| | | 6,086.12 | 6.29% | | |
| | | 4,375.37 | 4.52% | | |
| | | 4,016.19 | 4.15% | | |
| | | 3,240.00 | 3.35% | | |
| | | 3,006.49 | 3.11% | | |

| | | | | | |
|-------------------|--|------------------|---------------|--|--|
| | | 2,484.27 | 2.57% | | |
| | | 2,394.81 | 2.47% | | |
| | | 2,084.18 | 2.15% | | |
| | | 45,449.35 | 46.95% | | |
| 2021 12 31 | | | | | |
| | | 6,903.97 | 6.66% | | |
| | | 5,486.00 | 5.29% | | |
| | | 4,487.00 | 4.33% | | |
| | | 3,556.87 | 3.43% | | |
| | | 3,144.00 | 3.03% | | |
| | | 3,063.62 | 2.95% | | |
| | | 2,600.00 | 2.51% | | |
| | | 2,352.66 | 2.27% | | |
| | | 2,144.80 | 2.07% | | |
| | | 2,100.05 | 2.03% | | |
| | | 35,838.97 | 34.56% | | |
| 2020 12 31 | | | | | |
| | | 3,670.51 | 5.14% | | |
| | | 3,651.40 | 5.12% | | |
| | | 3,108.00 | 4.36% | | |
| | | 2,460.76 | 3.45% | | |
| | | 2,439.60 | 3.42% | | |
| | | 2,383.70 | 3.34% | | |
| | | 2,328.80 | 3.26% | | |
| | | 2,298.00 | 3.22% | | |
| | | 2,259.04 | 3.17% | | |
| | | 2,074.00 | 2.91% | | |
| | | 26,673.81 | 37.38% | | |
| | | 3,226.71 | 9.53% | | |
| | | 1,774.07 | 5.24% | | |

115,955.95 278,933.50 115,760.27 146,962.71

| | 2022 1-6 | 2021 | 2020 | 2019 |
|--|-----------------|-------------|-------------|-------------|
| | 278,933.50 | 115,955.95 | 146,962.71 | 115,760.27 |
| | 730,449.13 | 871,322.81 | 626,041.78 | 480,680.40 |
| | 19.09% | 13.31% | 23.47% | 24.08% |

1

77.97% 83.47% 81.73% 88.55%

2019-2021

2022

90

75

75

2

60~90

3

| | 2022 1-6 | 2021 | 2020 | 2019 |
|----------|-----------|-------|-------|-------|
| / | 7.40 | 6.63 | 4.77 | 4.75 |
| | 49.33 | 55.07 | 76.59 | 76.77 |
| 2022 1-6 | =2022 1-6 | *2/ | | |

4

| | | 2022 1-6 | 2021 | 2020 | 2019 |
|--------|--|------------|------------|------------|------------|
| | | 278,933.50 | 115,955.95 | 146,962.71 | 115,760.27 |
| | | 846,984.80 | 708,023.80 | 531,637.30 | 425,704.90 |
| | | 19.09% | 13.31% | 23.47% | 24.08% |
| | | 43.67% | 44.07% | 43.17% | 46.80% |
| / | | 7.40 | 6.63 | 4.77 | 4.75 |
| | | 2.49 | 2.59 | 2.57 | 2.36 |
| 2022 1 | | | | | |

| | | | | | |
|--|--|------------|------------|------------|------------|
| | | 259,879.70 | 181,943.70 | 121,728.70 | 115,679.60 |
| | | 19.09% | 13.31% | | |

| | | | | | | |
|------|----|----|------------|--|------------|--------|
| 2021 | 12 | 31 | 115,955.95 | | 112,861.70 | 97.33% |
| 2020 | 12 | 31 | 146,962.71 | | 146,247.33 | 99.51% |
| 2019 | 12 | 31 | 115,760.27 | | 115,025.25 | 99.37% |

$$= \quad / \quad *100\%$$

2022 9 15

99.37% 99.51% 97.33% 77.51%

2022

6

60-90

2

1

97%

| | 2022 6 30 | | 2021 12 31 | | 2020 12 31 | | 2019 12 31 | |
|-----|------------|-------|------------|-------|------------|-------|------------|-------|
| | | % | | % | | % | | % |
| 1 | 276,399.92 | 99.09 | 114,011.09 | 98.32 | 143,159.07 | 97.41 | 114,482.71 | 98.90 |
| | | | | | | | 50.05 | 0.30 |
| 2-3 | 110.07 | 0.04 | 137.01 | 0.12 | 79.51 | 0.05 | 54.30 | 0.05 |

2021

2021

227,646.95 149,690.25 48,361.96 47,939.52

| | 2022 6 30 | | 2021 12 31 | | 2020 12 31 | | 2019 12 31 | |
|--|-------------------|----------------|-------------------|----------------|------------------|----------------|------------------|----------------|
| | 61,713.27 | 41.23% | 118,917.92 | 52.24% | 21,197.88 | 44.22% | 24,082.36 | 49.80% |
| | 25,416.21 | 16.98% | 17,795.31 | 7.82% | 8,261.79 | 17.23% | 8,473.00 | 17.52% |
| | 9,053.69 | 6.05% | 6,085.65 | 2.67% | 4,825.55 | 10.07% | 4,632.31 | 9.58% |
| | 53,507.08 | 35.75% | 84,848.08 | 37.27% | 13,654.30 | 28.48% | 11,174.30 | 23.11% |
| | 149,690.25 | 100.00% | 227,646.95 | 100.00% | 47,939.52 | 100.00% | 48,361.96 | 100.00% |

2021

97,720.04

71,193.78

1

2020

2021

6

2

2021

2021

10%

66%

70%

2021

2021

705.81%

219.18%

218.02%

3

2021

2021

84,848.08

2020

71,193.78

2021

2022

2022

2021

89.33%

2022

107.96%

1

2

| | 2022 1-6 | 2021 | 2020 | 2019 |
|---|----------|-------|-------|-------|
| / | 5.96 | 4.05 | 7.41 | 8.10 |
| | 61.28 | 90.03 | 49.25 | 45.07 |

2022 1-6 =2022 1-6 *2/

2021

2021

2021

2022

| | 2022 6 30 | | | 2021 12 31 | | |
|--|-------------------|---------------|--------------|-------------------|-----------------|--------------|
| | 61,713.27 | - | - | 118,917.92 | - | - |
| | 25,918.52 | 502.31 | 1.94% | 18,312.86 | 517.55 | 2.83% |
| | 9,053.69 | - | - | 6,085.65 | - | - |
| | 53,962.30 | 455.21 | 0.84% | 85,521.50 | 673.42 | 0.79% |
| | 150,647.77 | 957.52 | 0.64% | 228,837.93 | 1,190.97 | 0.52% |
| | 2020 12 31 | | | 2019 12 31 | | |
| | 21,197.88 | - | - | 24,082.36 | - | - |
| | 8,671.16 | 409.37 | 4.72% | 8,751.38 | 278.38 | 3.18% |
| | 4,825.55 | - | - | 4,632.31 | - | - |

| | 2022 6 30 | | | 2021 12 31 | | |
|--|------------------|---------------|--------------|------------------|---------------|--------------|
| | | | | | | |
| | 13,744.86 | 90.56 | 0.66% | 11,265.61 | 91.31 | 0.81% |
| | 48,439.45 | 499.93 | 1.03% | 48,731.66 | 369.69 | 0.76% |

0.76% 1.03%

0.52% 0.64%

1

2021 2022

20

2

3

3-5

| | 2022 6 30 | 2021 12 31 | 2020 12 31 | 2019 12 31 |
|--|------------------|----------------|------------------|----------------|
| | 42,390.56 | 78.56% | 77,233.26 | 90.31% |
| | 2,523.17 | 4.68% | 2,133.11 | 2.49% |
| | 5,715.51 | 10.59% | 3,447.44 | 4.03% |
| | 3,333.06 | 6.18% | 2,707.69 | 3.17% |
| | 53,962.30 | 100.00% | 85,521.50 | 100.00% |
| | | | | |
| | 8,728.21 | 63.50% | 8,728.21 | 63.50% |
| | 1,368.38 | 9.96% | 1,368.38 | 9.96% |
| | 1,863.16 | 13.56% | 1,863.16 | 13.56% |
| | 1,785.11 | 12.99% | 1,785.11 | 12.99% |
| | 13,744.86 | 100.00% | 13,744.86 | 100.00% |
| | | | | |
| | 6,932.66 | 61.54% | 6,932.66 | 61.54% |
| | 1,274.08 | 11.31% | 1,274.08 | 11.31% |
| | 1,612.53 | 14.31% | 1,612.53 | 14.31% |
| | 1,446.34 | 12.84% | 1,446.34 | 12.84% |
| | 11,265.61 | 100.00% | 11,265.61 | 100.00% |

20

2

DAP

1

| | 2022 6 30 | 2021 12 31 | 2020 12 31 | 2019 12 31 |
|--|------------------|----------------|------------------|----------------|
| | 53,599.41 | 99.33% | 85,119.16 | 99.53% |
| | 362.89 | 0.67% | 402.34 | 0.47% |
| | 53,962.30 | 100.00% | 85,521.50 | 100.00% |
| | | | | |
| | 13,468.59 | 97.99% | 13,468.59 | 97.99% |
| | 276.27 | 2.01% | 276.27 | 2.01% |
| | 13,744.86 | 100.00% | 13,744.86 | 100.00% |
| | | | | |
| | 10,987.83 | 97.54% | 10,987.83 | 97.54% |
| | 277.18 | 2.46% | 277.18 | 2.46% |
| | 11,265.61 | 100.00% | 11,265.61 | 100.00% |

1

1

| | 2022 6 30 | 2021 12 31 | 2020 12 31 | 2019 12 31 |
|---|------------------|-------------------|-------------------|-------------------|
| | 53,962.30 | 85,521.50 | 13,744.86 | 11,265.61 |
| 1 | 98,520.44 | 97,279.66 | 19,669.58 | 12,271.62 |
| | 182.57% | 113.75% | 143.10% | 108.93% |

5

1

2022

2021

3.68%

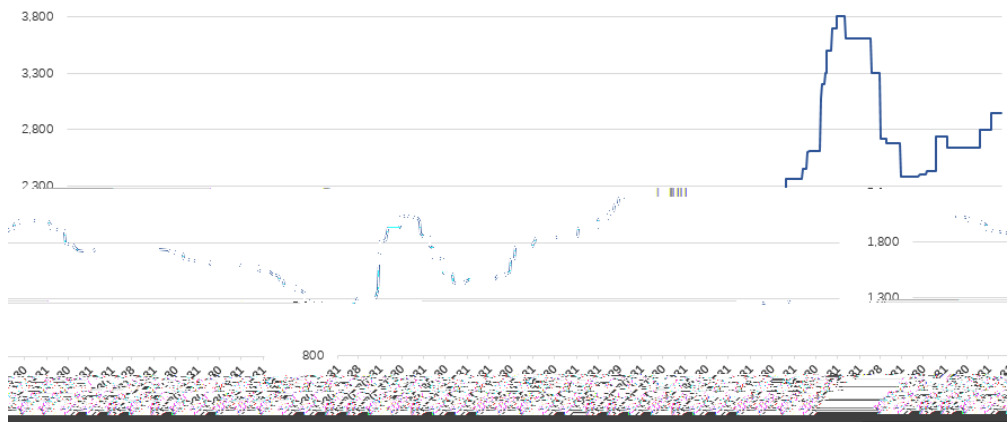
2022

2021

20.27%

2022

国内重质纯碱价格走势（元/吨）



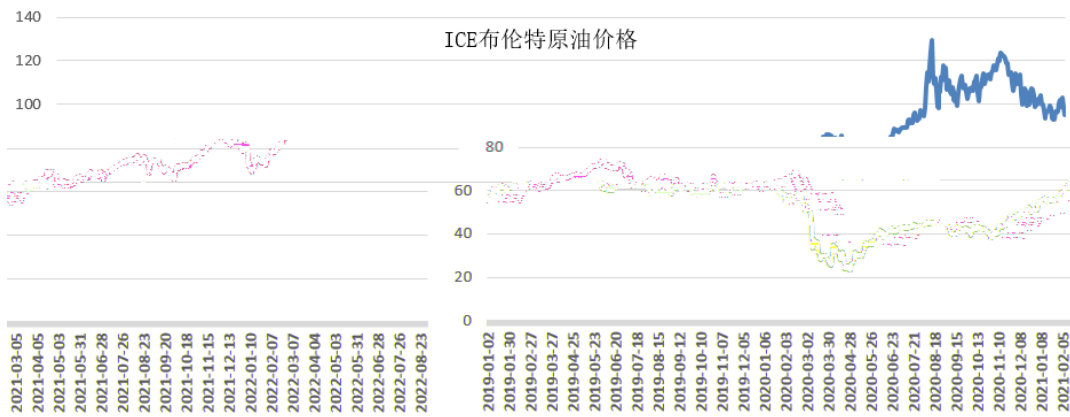
2022

4,065.54 /

2021

10.55%

OPEC



2022

2

2019

2020

2020

2021 3

2022

1

1

2

3

4

5

2

1

2

3

4

2021

5

2019

2020

2021

2022 6 30

69,226.20 41,564.12 9,318.35 36,315.44

| 2022 6 30 | | | |
|-------------------------------|--|------------------|---------------|
| | | 9,022.79 | 21.71% |
| | | 6,411.31 | 15.43% |
| TAIKO MARKETING (S) PTE., LTD | | 3,503.39 | 8.43% |
| | | 2,816.06 | 6.78% |
| Mitsubishi Corporation | | 2,792.59 | 6.72% |
| | | 24,546.13 | 59.06% |
| 2021 12 31 | | | |
| | | 39,057.49 | 56.42% |
| | | 6,732.83 | 9.73% |
| | | 5,983.79 | 8.64% |
| | | 2,427.04 | 3.51% |
| | | 2,047.56 | 2.96% |

| | | | |
|-------------------|--|------------------|---------------|
| | | 56,248.71 | 81.25% |
| 2020 12 31 | | | |
| | | 16,001.29 | 44.06% |
| | | 12,071.63 | 33.24% |
| | | 1,525.06 | 4.20% |
| | | 1,191.65 | 3.28% |

| | | | | |
|---------------------------|--|--|--|--|
| | | | | |
| | | | | |
| | | | | |
| TAIKOMARKETING(S)PTE.,LTD | | | | |
| | | | | |
| MitsubishiCorporation | | | | |
| | | | | |
| | | | | |
| | | | | |
| | | | | |
| | | | | |
| | | | | |
| | | | | |
| | | | | |

1

1

2

3

2

1

2

2019

2020

2021

2022 6 30

11

1

2

| | 2022 1-6 | | 2021 | | 2020 | | 2019 | |
|--|------------|--------|------------|--------|------------|--------|------------|--------|
| | | | | | | | | |
| | 163,755.18 | 99.01% | 308,490.45 | 99.74% | 262,758.48 | 98.80% | 147,590.90 | 97.29% |
| | 1,643.09 | 0.99% | 793.16 | 0.26% | | | | |

1.96% 1.36% 1.23% 2.68%

2021 11 1 2021
 2021
 2020

| | 2022 1-6 | 2021 | 2020 | 2019 |
|--|----------|--------|--------|--------|
| | 26.30% | 39.85% | 49.41% | 32.87% |
| | 4.05% | 39.30% | 32.08% | 12.43% |
| | 29.33% | 33.52% | 27.09% | 28.11% |
| | 19.43% | 33.83% | 27.89% | 22.04% |

1

ITRPV 2050
 25TW

2021 2020 7.7
 37.4% 2025 60% 16.47%

Zion Market Research

2028 520

33.46%

2021-2022 2021

90% 1,050

2010 8,100t/d 49,000t/d 2021 43,500t/d

5,500t/d 88.75%

2025

-789.32

2

50%

| | | 2022 1-6 | 2021 | 2020 | 2019 |
|--|---|----------|--------|---------|--------|
| | | 26.30% | 39.85% | 49.41% | 32.87% |
| | | -13.55 | -9.56 | 16.54 | - |
| | / | 26.39 | 26.9 | 28.26 | 23.78 |
| | | -1.90% | -4.81% | 18.84% | - |
| | / | 19.45 | 16.18 | 14.30 | 15.96 |
| | | 20.21% | 13.15% | -10.40% | - |
| | | -1.16% | -2.57% | 10.65% | - |
| | | -12.39% | -6.99% | 5.89% | - |

= = - / -

/

2020

2019

16.54

18.84%

2021 -2022

2020

1

2019

2019

" 531 "

2018

2020

4

29 /

24 /

2020

7 24

/ 9 37 /

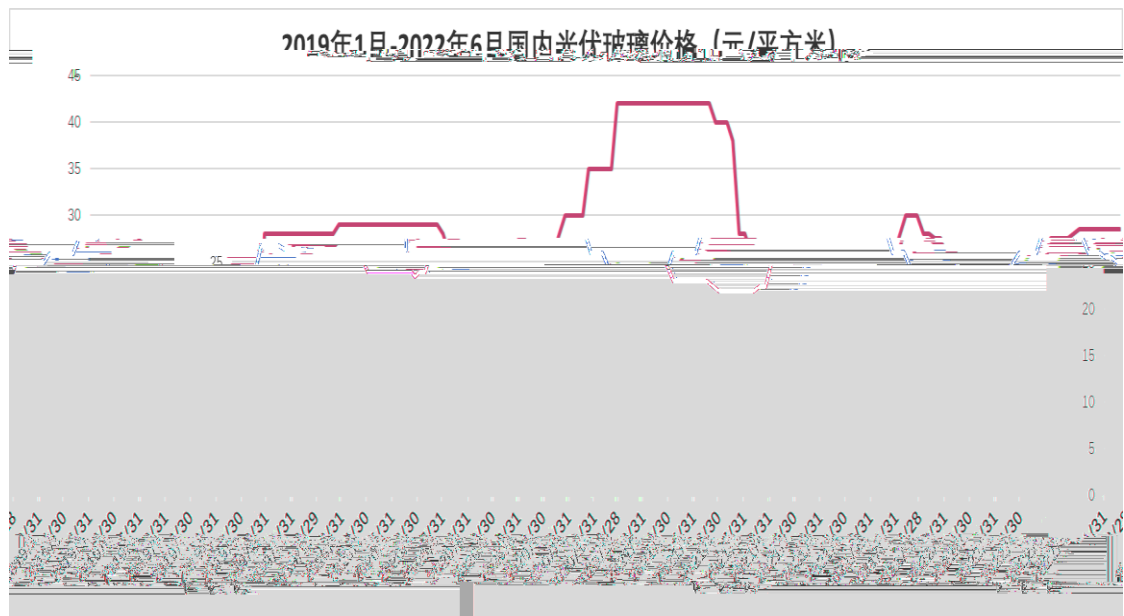
43 /

2021 3

6 23 /

2022

27 /



2

15.96 / 14.30 /

16.18 / 19.45 /

2020 2019 10.40%

1,308.12 / 2019 17.60% 1.98

/m³ 2019 22.05% 2,111.10 / 2019

19.37% 2021 2022 1-6

47.73% 20.27%

5.61% 2.10% 35.47%

18.18% 74.20% 10.55%

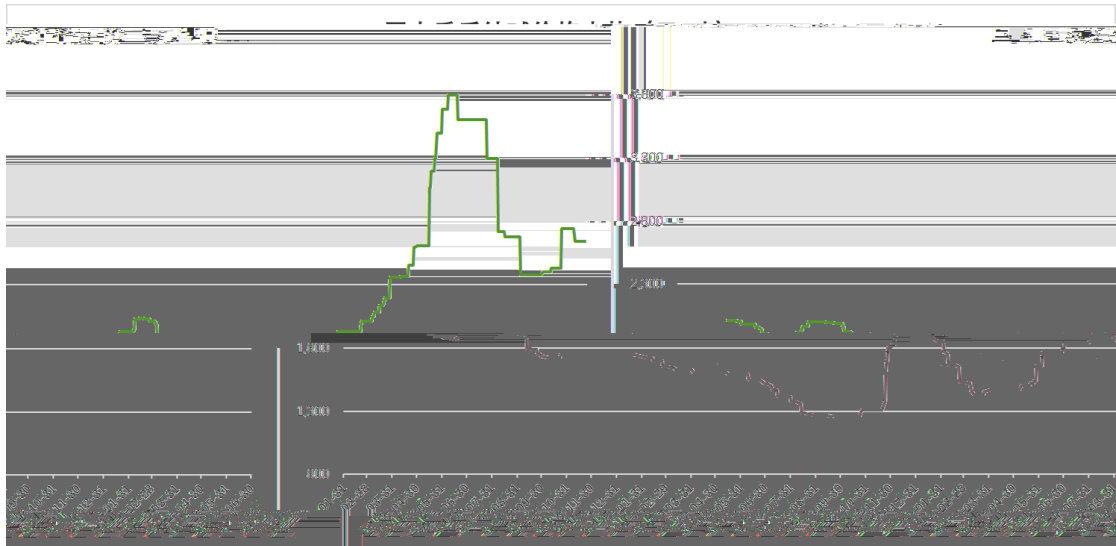
1

2019

2020

2021

2022



2

3

" " " " " "

" " " " "

" "

2022 3

2022 8 7,000 /

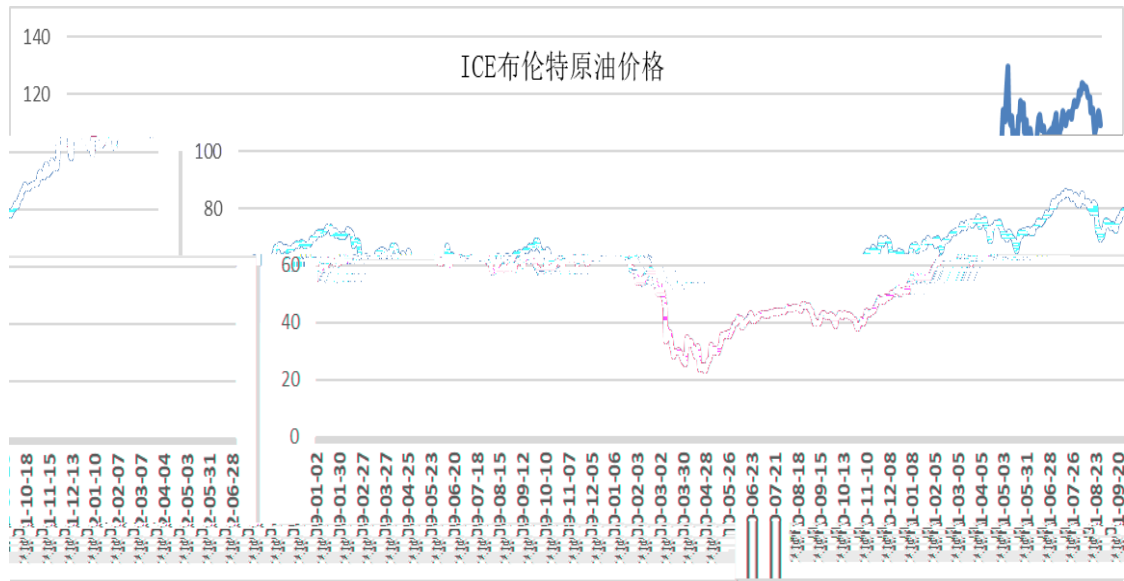
1,500 /

4

2019 2020

OPEC 2021 2022

OPEC



2020

2019

2021

2022

2021

4

EPC

| | 2022 1-6 | 2021 | 2020 | 2019 |
|--|----------|--------|--------|--------|
| | 26.71% | 41.11% | 49.04% | 32.12% |
| | 26.30% | 39.85% | 49.41% | 32.87% |

2021

2022

1

2017

5

88.14%

2022

2

2021

13.2% 9.3%

3

| | | 2022 | 1-6 | 2021 | 2020 | 2019 |
|--|---|------|----------|----------|----------|----------|
| | | | 4.05% | 39.30% | 32.08% | 12.43% |
| | | | -35.25 | 7.22 | 19.65 | - |
| | / | | 1,840.31 | 2,260.09 | 1,808.04 | 1,472.87 |
| | | | -18.57% | 25.00% | 22.76% | - |

| | | 2022 1-6 | 2021 | 2020 | 2019 |
|--|---|----------|----------|----------|----------|
| | / | 1,765.79 | 1,371.77 | 1,228.07 | 1,289.82 |
| | | 28.56% | 12.12% | -4.42% | - |
| | | -13.84% | 13.58% | 16.23% | - |
| | | -21.41% | -6.36% | 3.42% | - |

2019 -2021

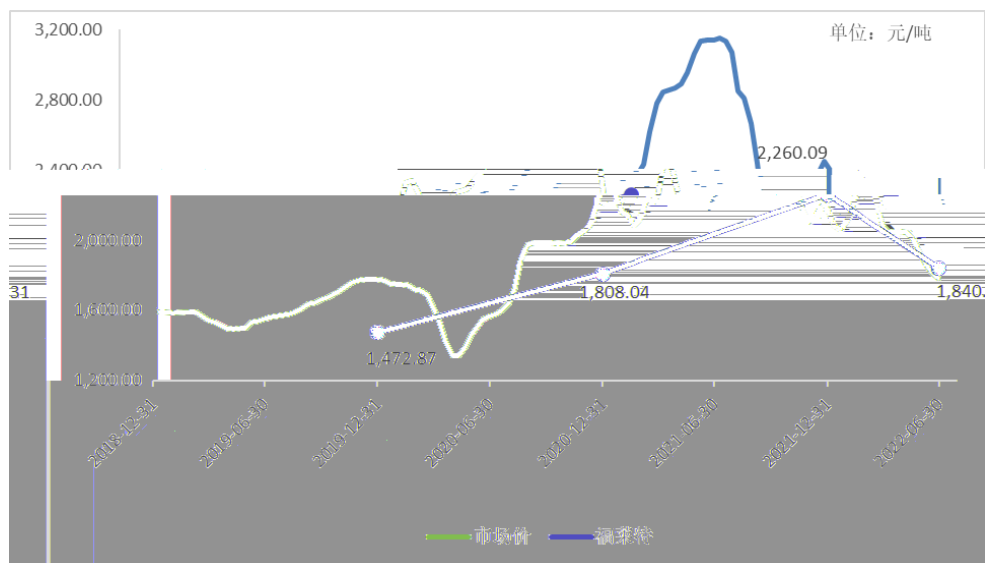
2022

1

22.76% 25.00% -

18.57% 2019-2021

2022



4.8/5mm

2

1,289.82 / 1,228.07 /

1,371.77 / 1,765.79 /

2020 2019 4.79%

2020 2019

1587.50 / 2020 1308.12 / 17.60%

2019 2618.34 / 2020

2111.10 / 19.37% 2022 2021

28.56%

2019-2021

2022

2022

A

1

| | 2022 1-6 | 2021 | 2020 | 2019 |
|--|----------|--------|--------|--------|
| | 38.93 | 44.34 | 37.21 | 37.59 |
| | 31.37 | 29.34 | 26.84 | 29.31 |
| | 19.43% | 33.83% | 27.89% | 22.04% |
| | 51.59 | 47.67 | 41.61 | 41.43 |
| | 36.46 | 31.69 | 30.34 | 29.79 |
| | 29.33% | 33.52% | 27.09% | 28.11% |

1

Low-E

2

IKEA International Group

OEM

2020

4

| | 2022 | 1-6 | 2021 | 2020 | 2019 |
|---|-------------|------------|-------------|-------------|-------------|
| | | 46.96% | 46.79% | 46.14% | 42.61% |
| A | | 30.89% | 36.15% | 31.37% | 27.41% |

| | | | | |
|--|-----------------|-------------|-------------|-------------|
| | 2022 1-6 | 2021 | 2020 | 2019 |
|--|-----------------|-------------|-------------|-------------|

374,770.37 522,567.44 712,163.68 646,810.21
78.80% 83.98% 82.11% 88.79%

2

| | 2022 1-6 | 2021 | 2020 | 2019 |
|--|------------|------------|------------|------------|
| | 730,449.13 | 871,322.81 | 626,041.78 | 480,680.40 |
| | 565,050.87 | 562,039.20 | 360,086.41 | 328,973.55 |
| | 22.64% | 35.50% | 42.48% | 31.56% |
| | 165,398.27 | 309,283.61 | 265,955.37 | 151,706.85 |
| | 100,274.79 | 211,991.93 | 162,878.38 | 71,724.37 |
| | 13.73% | 24.33% | 26.02% | 14.92% |

" " "

"

3

| | 2022 1-6 | 2021 | 2020 | 2019 |
|--|------------------|------------------|------------------|------------------|
| | 4,965.02 | 8,572.46 | 4,763.20 | 25,511.29 |
| | - | - | - | 22,790.69 |
| | 3,700.85 | 5,949.00 | 2,683.32 | 893.19 |
| | 642.10 | 1,164.98 | 1,056.35 | 897.48 |
| | 12,639.96 | 22,177.87 | 17,234.90 | 12,149.86 |
| | 6,732.40 | 9,109.03 | 6,977.18 | 5,808.77 |
| | 1492.51 | 2,257.95 | 2,203.57 | 1,594.54 |

| | | | | |
|--|------------------|------------------|------------------|------------------|
| | 25,505.46 | 40,841.75 | 28,471.78 | 20,415.16 |
| | 5,581.34 | 8,109.84 | 5,896.66 | 5,464.39 |
| | 16,513.53 | 28,358.50 | 19,158.43 | 12,819.35 |
| | 7,676.84 | 5,251.84 | 14,152.87 | 5,312.95 |
| | 12,010.21 | 9,025.24 | 8,027.32 | 6,538.83 |

1

2021 11 1 2021

2020

22,790.69 25,422.28 32,995.95 22,879.55

2

12,149.86 17,234.90

22,177.87 12,639.96 2.53%

2.75% 2.55% 1.73%

3

4

4

| | 2022 1-6 | 2021 | 2020 | 2019 |
|--|------------------|------------------|------------------|------------------|
| | 4,086.84 | 5,833.18 | 2,547.12 | 3,018.94 |
| | -2,863.19 | 2,355.46 | -2,991.50 | -1,281.66 |
| | -2,863.19 | 2,350.46 | -2,996.50 | -1,271.66 |
| | -672.35 | -1,020.22 | -7,178.35 | -1,469.79 |
| | - | - | -6,866.53 | -1,225.35 |
| | -672.35 | -1,020.22 | -311.81 | -244.44 |
| | 9,465.10 | 26,029.57 | 24,512.43 | 14,542.65 |

1

"

"

2

2021

2,355.46

2020

2021

2020

31,006.76

2,621.57

3

2020

8 —

4

2019-2021
 2018

2022 20.48%

1 2021

2021 3

2021

2022 1-6 2021 1-6 16.44% 2

2022 1-6

2022

1

1

2

3

4

2

1

2

2019

2020

2021

2022

2022

2022

12

1

1

2020 2

2

2020 6

30%

2

2020 6

1

2

3

4

1

2

6

2022 6 30

| | | | | |
|---|--|------------|--------------------------|---|
| | | | | |
| 1 | | 70,000.00 | | |
| 2 | | 5,352.32 | | |
| 3 | | 11,431.51 | | |
| 4 | | 7,426.95 | " 40% " 35% " 4.53 | " |
| 5 | | 107,136.86 | | |

1

2022 6 30

70,000

| | | | | | | |
|--|--|--|--|--|--|--|
| | | | | | | |
| | | | | | | |
| | | | | | | |
| | | | | | | |

2

2022 6 30 5,352.32

3

2022 6 30 11,431.51

4

2022 6 30 7,426.95

| | | | | | | |
|---|--|----------|-------|--|--|--|
| | | | | | | |
| 1 | | 5,455.39 | 4.53% | | | |
| 2 | | 921.56 | 40% | | | |

| | | | | | | |
|---|--|-----------------|-----|--|--|--|
| 3 | | 1,050.00 | 35% | | | |
| | | 7,426.95 | | | | |

1

24

2020 6 24

H

H 6,250,000

2021 6

2021 2022 1-6
19,379.42 11,368.15

2

2020 1 21 40%

2020 2021 2022 1-6
10,686.05 19,747.47 12,348.66

3

2020 4 17 35%

5

2022 6 30

2020 6

24

5

| | / | % | | |
|--|---|--------|---|--|
| | | | | |
| | | 100.00 | - | |
| | | 100.00 | - | |
| | | 100.00 | - | |
| | | 100.00 | - | |
| | | 100.00 | - | |
| | | 100.00 | - | |
| | | 100.00 | - | |
| | | 100.00 | - | |
| | | 100.00 | - | |
| | | 100.00 | - | |

| | / | % | | |
|--|---|--------|--------|--|
| | | | | |
| | | | | |
| | | 100.00 | - | |
| | (| 100.00 | - | |
| |) | - | 100.00 | |
| | | - | 100.00 | |
| | | - | 100.00 | |
| | | - | 100.00 | |
| | | - | 100.00 | |
| | | - | 100.00 | |
| | | - | 100.00 | |

| | / | % | | |
|--|-----|-------|--------|--|
| | | | | |
| | | - | 100.00 | |
| | () | 95.10 | - | |
| | | 45.00 | - | |
| | | 40.00 | - | |
| | | 5.56 | - | |

| | / | % | | |
|--|-----|---|-------|--|
| | | | | |
| | | - | 35.00 | |
| | *** | - | 4.53 | |

1

1

2020

2

3

4

5

2

1

2 2022 6 30

3

4

(2020)

2022


2022



(本页无正文,为《关于福莱特玻璃集团股份有限公司 2022 年度股东大会决议公告》

8 页正文的续页)

— —



何燕超的笔迹，其特点在于：线条清晰，结构严谨，整体呈现出一种稳重、内敛的风格。在书写过程中，笔画的起承转合处理得尤为细腻，体现了作者深厚的书法功底。其行书部分，虽为草书之体，但字与字之间的气脉贯通，流畅自然，毫无生硬之感。这种笔迹不仅具有极高的艺术价值，更在实用层面展现出一种从容不迫、条理分明的气质。

