

香港交易及結算所有限公司及香港聯合交易所有限公司對本公告的內容概不負責，對其準確性或完整性亦不發表任何聲明，並明確表示，概不對因本公告全部或任何部分內容而產生或因依賴該等內容而引致的任何損失承擔任何責任。



**福萊特玻璃集團股份有限公司**

**Flat Glass Group Co., Ltd.**

(於中華人民共和國註冊成立的股份有限公司)

(股份代號：6865)

### 海外監管公告

本公告乃由福萊特玻璃集團股份有限公司(「本公司」)根據香港聯合交易所有限公司證券上市規則第13.10B條作出。

以下為本公司於上海證券交易所網站刊登之《福萊特玻璃集團股份有限公司2023年第二次臨時股東大會、2023年第二次A股類別股東大會及2023年第二次H股類別股東大會會議資料》，僅供參閱。

承董事會命  
福萊特玻璃集團股份有限公司  
董事長  
阮洪良

中國浙江省嘉興市，二零二三年十月十七日

在本公告之日，執行董事為阮洪良先生、姜瑾華女士、阮澤雲女士、魏葉忠先生和沈其甫先生，獨立非執行董事為徐攀女士、華富蘭女士和吳幼娟女士。



|             |          |             |          |             |            |
|-------------|----------|-------------|----------|-------------|------------|
|             |          | <b>2023</b> |          | <b>2023</b> | <b>A</b>   |
| <b>2023</b> | <b>H</b> |             | .....    | <b>2</b>    |            |
|             |          | <b>2023</b> |          | <b>2023</b> | <b>A</b>   |
| <b>2023</b> | <b>H</b> |             | .....    | <b>4</b>    |            |
|             |          | <b>2023</b> |          | .....       | <b>5</b>   |
| 2023        |          |             | .....    | 5           |            |
|             |          |             | .....    | 6           |            |
|             |          |             | .....    | 110         |            |
|             |          |             | .....    | 111         |            |
|             |          |             | .....    | 128         |            |
|             |          |             | .....    | 138         |            |
|             |          |             | .....    | 145         |            |
|             |          | <b>2023</b> | <b>A</b> |             | <b>158</b> |
|             |          |             | .....    | 158         |            |
|             |          |             | .....    | 159         |            |
|             |          |             | .....    | 160         |            |
|             |          | <b>2023</b> | <b>H</b> |             | <b>161</b> |
|             |          |             | .....    | 161         |            |
|             |          |             | .....    | 162         |            |
|             |          |             | .....    | 163         |            |

**2023**

**2023**

**A**

**2023**

**H**



**2023**

**2023**

**A**

**2023**

**H**

**2023**

**2023**










---

|  |        |             |        |                        |
|--|--------|-------------|--------|------------------------|
|  | 18     | 95.32.820.5 | 68     | 95.32.820.5            |
|  | 1704.8 | 0.2         | 175.46 | 504.8                  |
|  | 0058   | 9.0         | 0.2    |                        |
|  | 586    | 0.2         |        |                        |
|  |        |             | 2406   | 40062330D              |
|  |        |             | 40.7   | 0.2                    |
|  |        |             | 287.8  | 0.2                    |
|  |        |             | 287.8  | 0.2                    |
|  |        |             |        |                        |
|  |        |             |        |                        |
|  | 8      | 504.8       | 0.2    | 504.8                  |
|  |        |             | 504.8  | 0.2                    |
|  |        |             | 3741   | 0.99010000950329543298 |

---

A series of horizontal lines for text entry, consisting of a solid top line, a dashed midline, and a solid bottom line. The lines are spaced evenly down the page.

A series of horizontal lines, likely representing data points or segments in a chart. The lines are arranged in a stepped fashion, with some lines extending further to the right than others. The lines are colored red and are positioned at various heights and lengths across the page.



\_\_\_\_\_

\_\_\_\_\_

\_\_\_\_\_

\_\_\_\_\_

\_\_\_\_\_

\_\_\_\_\_

\_\_\_\_\_

\_\_\_\_\_

\_\_\_\_\_

\_\_\_\_\_

\_\_\_\_\_

\_\_\_\_\_





\_\_\_\_\_

\_\_\_\_\_

\_\_\_\_\_

\_\_\_\_\_

\_\_\_\_\_

\_\_\_\_\_

\_\_\_\_\_





\_\_\_\_\_

\_\_\_\_\_

\_\_\_\_\_

\_\_\_\_\_

|   |  | _____ | _____ |       |         |
|---|--|-------|-------|-------|---------|
|   |  | _____ | _____ |       |         |
|   |  | _____ | _____ |       |         |
|   |  | _____ | _____ |       |         |
|   |  |       | %     |       |         |
| 1 |  | 2,450 | 35.0  | _____ | 2005 12 |
| 2 |  | 1,750 | 25.0  | _____ | 2005 12 |
| 3 |  | 1,750 | 25.0  | _____ | 2005 12 |
| 4 |  | 315   | 4.5   | _____ | 2005 12 |
| 5 |  | 210   | 3.0   | _____ | 2005 12 |
| 6 |  | 210   | 3.0   | _____ | 2005 12 |

|    |  |              |            |   |         |
|----|--|--------------|------------|---|---------|
|    |  |              |            |  |         |
| 8  |  | 70           | 1.0        |  | 2005 12 |
| 9  |  | 70           | 1.0        |  | 2005 12 |
| 10 |  | 70           | 1.0        |  | 2005 12 |
|    |  | <b>7,000</b> | <b>100</b> |   |         |













































The image shows a table with a grid of red lines. The table has approximately 10 columns and 15 rows. All the cells within the table are empty. The lines are thin and red, creating a clear grid pattern across the page.















The image shows a series of horizontal red lines arranged in a grid-like pattern, representing a table structure. The lines are organized into approximately 10 rows and 4 columns. The first row is the most complete, spanning almost the entire width of the page. Subsequent rows have varying lengths and starting positions, indicating a complex table layout with multiple columns and varying data spans. The lines are evenly spaced and consistent in color (red).

---

---

---

---

---

---

---

---

---

---

---

---

---

---

---

---

---

---

---

---

---

---

---

---

---


---

---

---


---

---









[Redacted content]





\_\_\_\_\_

\_\_\_\_\_

\_\_\_\_\_

\_\_\_\_\_


CS+Ä


---

---

---

---





The table consists of approximately 15 rows and 4 columns. The first row is a header row. The following rows contain data, but most of the content is obscured by horizontal red lines. There are some small red dashes in certain cells, possibly indicating missing or zero values. The redactions are most prominent in the middle and lower sections of the table.



|  |  |  |
|--|--|--|
|  |  |  |
|  |  |  |
|  |  |  |
|  |  |  |
|  |  |  |
|  |  |  |
|  |  |  |
|  |  |  |
|  |  |  |
|  |  |  |
|  |  |  |
|  |  |  |
|  |  |  |
|  |  |  |
|  |  |  |
|  |  |  |
|  |  |  |
|  |  |  |
|  |  |  |
|  |  |  |
|  |  |  |
|  |  |  |
|  |  |  |
|  |  |  |
|  |  |  |
|  |  |  |
|  |  |  |
|  |  |  |
|  |  |  |
|  |  |  |
|  |  |  |
|  |  |  |
|  |  |  |
|  |  |  |
|  |  |  |
|  |  |  |



Blank page with horizontal red lines for writing.





The table consists of approximately 15 rows and 4 columns. The content is almost entirely redacted with horizontal lines. The only legible text is the page number '42 / 163' at the bottom center.







ê



---

---

---

---

---

---

---

---

---

---

---

---

---

---

---

---

---

---

---

---

---

---

---

---

---



\_\_\_\_\_

\_\_\_\_\_

\_\_\_\_\_

\_\_\_\_\_

\_\_\_\_\_

\_\_\_\_\_

\_\_\_\_\_

\_\_\_\_\_

\_\_\_\_\_

\_\_\_\_\_

\_\_\_\_\_

\_\_\_\_\_

\_\_\_\_\_

\_\_\_\_\_

\_\_\_\_\_

\_\_\_\_\_

\_\_\_\_\_

\_\_\_\_\_

\_\_\_\_\_

\_\_\_\_\_

\_\_\_\_\_

\_\_\_\_\_


\_\_\_\_\_

\_\_\_\_\_

\_\_\_\_\_
















The table contains multiple rows and columns. The content is almost entirely redacted with black boxes. Only a few small fragments of text are visible, such as '2023' in the top header and some faint characters within the cells. The table appears to be a detailed report or ledger.

Table with multiple rows and columns, mostly containing redacted content (indicated by horizontal lines). Some cells contain the double quote symbol (").











The image shows a large table structure with 20 horizontal red lines representing rows. The lines are spaced evenly down the page, but no text or data is visible within the rows.



The image shows a large table with a grid of horizontal and vertical lines. The table is mostly empty, with only a few faint lines visible, suggesting a grid structure. The lines are thin and light in color, possibly representing a watermark or a very faint table layout. The grid consists of approximately 15 columns and 20 rows, though the content within the cells is not discernible.







The table consists of approximately 20 rows and several columns. The first few rows have some faint red lines, possibly indicating data or structure, but the rest of the table is mostly empty. The lines are thin and red, and they vary in length across the rows, suggesting a complex table structure.

A series of horizontal red lines for writing, with varying lengths and positions across the page.



\_\_\_\_\_

\_\_\_\_\_

\_\_\_\_\_

\_\_\_\_\_















The table consists of 20 rows and 2 columns. Each row contains two horizontal red lines of varying lengths, representing data entries. The lines are arranged in a staggered pattern, with the second line of each row starting further to the right than the first line. The overall structure is that of a ledger or a list of items with two distinct categories or sub-items per row.







The table consists of approximately 15 rows and 4 columns. The content is almost entirely redacted with horizontal lines. The only legible text is the page number '79 / 163' at the bottom center.









|  |  |  |  |  |  |  |  |  |  |  |
|--|--|--|--|--|--|--|--|--|--|--|
|  |  |  |  |  |  |  |  |  |  |  |
|  |  |  |  |  |  |  |  |  |  |  |
|  |  |  |  |  |  |  |  |  |  |  |
|  |  |  |  |  |  |  |  |  |  |  |
|  |  |  |  |  |  |  |  |  |  |  |
|  |  |  |  |  |  |  |  |  |  |  |
|  |  |  |  |  |  |  |  |  |  |  |
|  |  |  |  |  |  |  |  |  |  |  |
|  |  |  |  |  |  |  |  |  |  |  |
|  |  |  |  |  |  |  |  |  |  |  |
|  |  |  |  |  |  |  |  |  |  |  |
|  |  |  |  |  |  |  |  |  |  |  |
|  |  |  |  |  |  |  |  |  |  |  |
|  |  |  |  |  |  |  |  |  |  |  |
|  |  |  |  |  |  |  |  |  |  |  |
|  |  |  |  |  |  |  |  |  |  |  |
|  |  |  |  |  |  |  |  |  |  |  |
|  |  |  |  |  |  |  |  |  |  |  |
|  |  |  |  |  |  |  |  |  |  |  |
|  |  |  |  |  |  |  |  |  |  |  |
|  |  |  |  |  |  |  |  |  |  |  |
|  |  |  |  |  |  |  |  |  |  |  |
|  |  |  |  |  |  |  |  |  |  |  |
|  |  |  |  |  |  |  |  |  |  |  |
|  |  |  |  |  |  |  |  |  |  |  |
|  |  |  |  |  |  |  |  |  |  |  |
|  |  |  |  |  |  |  |  |  |  |  |
|  |  |  |  |  |  |  |  |  |  |  |














\_\_\_\_\_

\_\_\_\_\_

\_\_\_\_\_

\_\_\_\_\_

\_\_\_\_\_

\_\_\_\_\_





































[Redacted content consisting of multiple horizontal lines]







|  |  |  |  |  |  |   |   |
|--|--|--|--|--|--|---|---|
|  |  |  |  |  |  |   |   |
|  |  |  |  |  |  | " | " |
|  |  |  |  |  |  | " | " |
|  |  |  |  |  |  |   |   |
|  |  |  |  |  |  | " | " |
|  |  |  |  |  |  | " | " |
|  |  |  |  |  |  | " | " |
|  |  |  |  |  |  |   |   |
|  |  |  |  |  |  |   |   |
|  |  |  |  |  |  |   |   |
|  |  |  |  |  |  |   |   |
|  |  |  |  |  |  |   |   |
|  |  |  |  |  |  |   |   |
|  |  |  |  |  |  |   |   |
|  |  |  |  |  |  |   |   |
|  |  |  |  |  |  | " | " |
|  |  |  |  |  |  | " | " |
|  |  |  |  |  |  |   |   |
|  |  |  |  |  |  |   |   |
|  |  |  |  |  |  |   |   |
|  |  |  |  |  |  |   |   |
|  |  |  |  |  |  | " | " |
|  |  |  |  |  |  | " | " |
|  |  |  |  |  |  |   |   |
|  |  |  |  |  |  |   |   |
|  |  |  |  |  |  |   |   |

\_\_\_\_\_

\_\_\_\_\_











„































— —





















— —



















5

/

/

/





















í

**2023**

**A**

2023

A







**2023**

**H**

2023

H



